



DATA STREAM M TRUSS

    /illusioncad

DESIGNED FOR CANADA 

ILLUSION
UNIVERSE

 www.illusionuniverse.ca

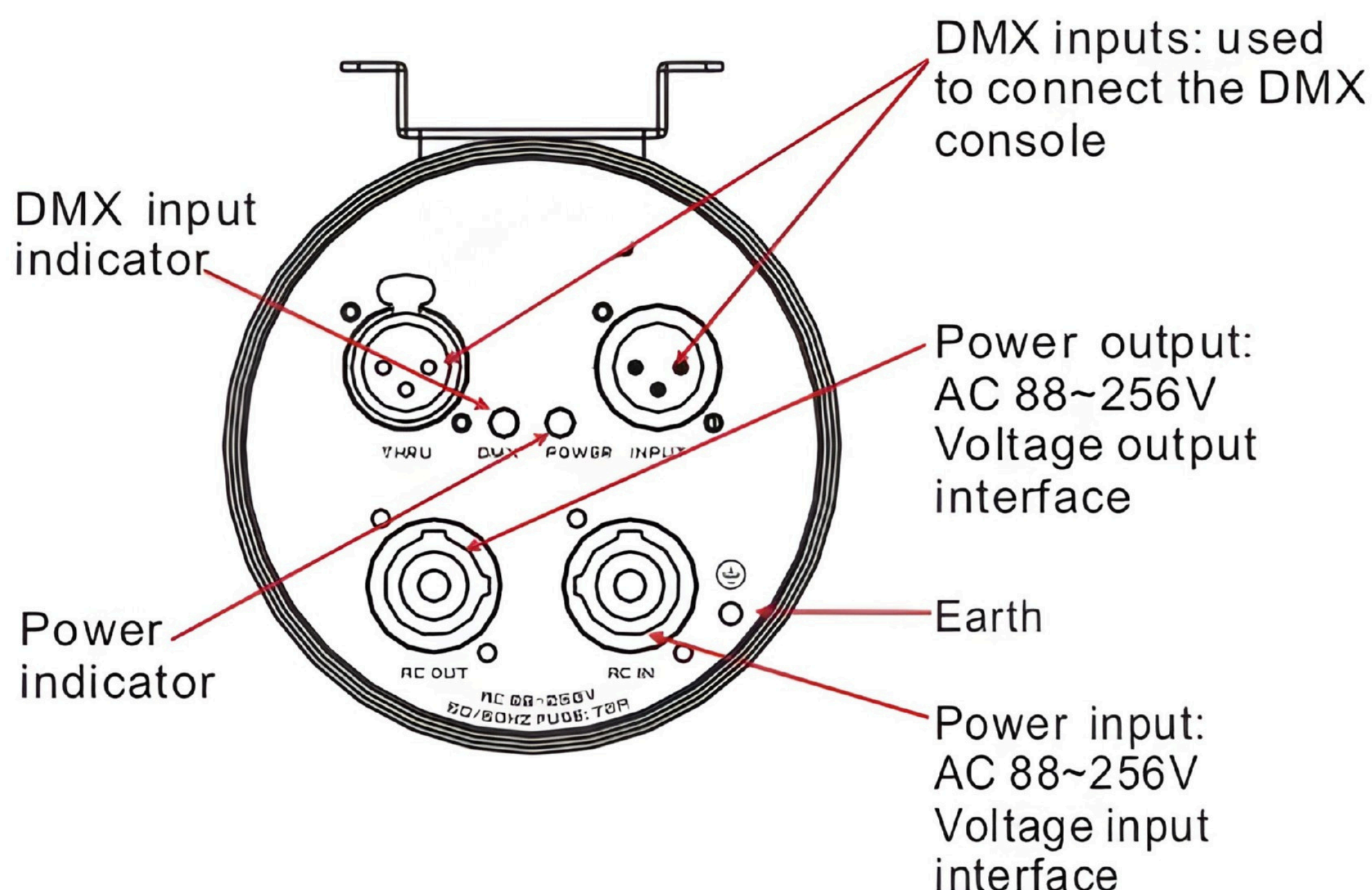
DMX DISTRIBUTOR USER MANUAL

Congratulations on purchasing your new DMX distributor. The unit has one input and six outputs. Completely electric isolation between input and output, DMX connector (3pin) for each individual channel, each DMX output features an independent driver. There is a signal indicating led. We strongly recommend that you take time to read this manual fully before you attempt to use the DMX distributor.

1. Technical specification

Power input.....	AC88~256V 50/60Hz
Fuse(internal)	T2A 250V
Dimension	145X110X130MM
Weight.....	0.9 KG

Front and rear panel instruction





pin1:GND pin2:signal - pin3:signal +

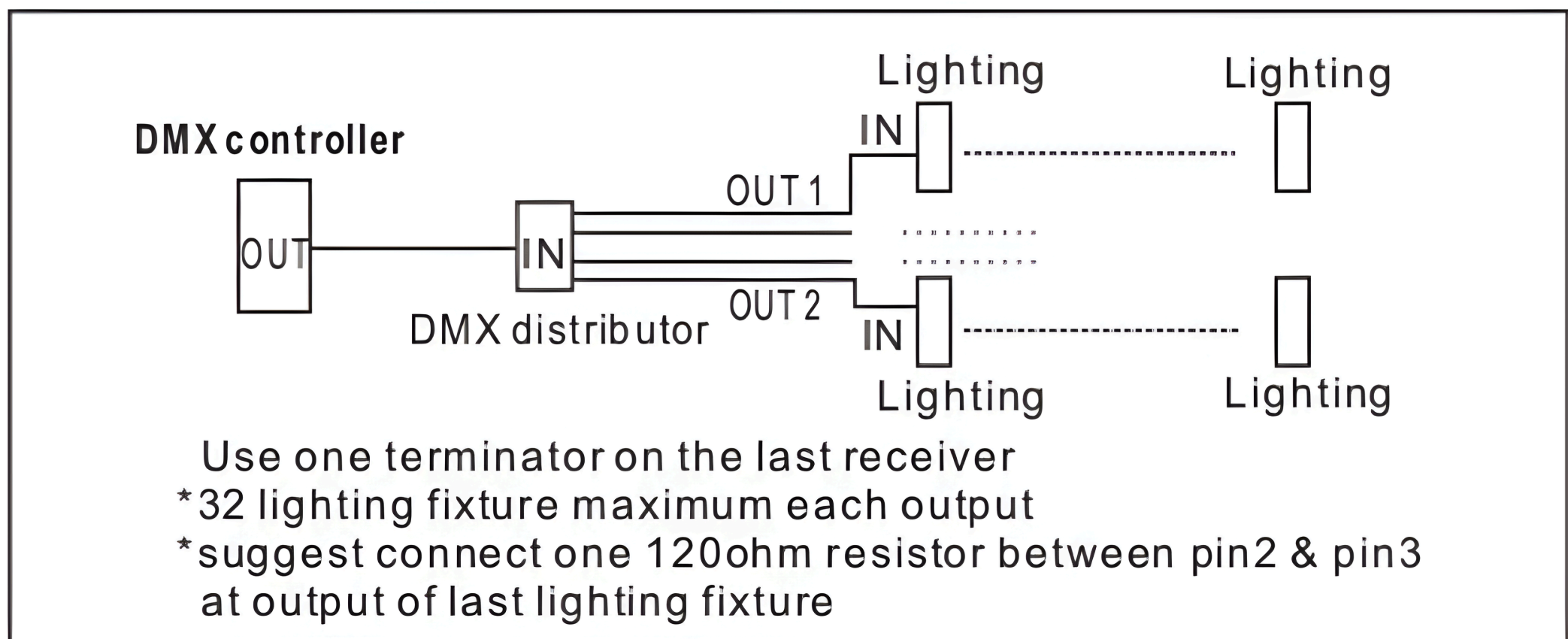
A diagram of a square electrical plug. It has a central circular terminal labeled '3' with a line pointing to it from below. Two side terminals are labeled '1' (right) and '2' (left) with lines pointing to them from above. The plug has a rounded top and two small circular indentations on the sides.

Technical Specifications

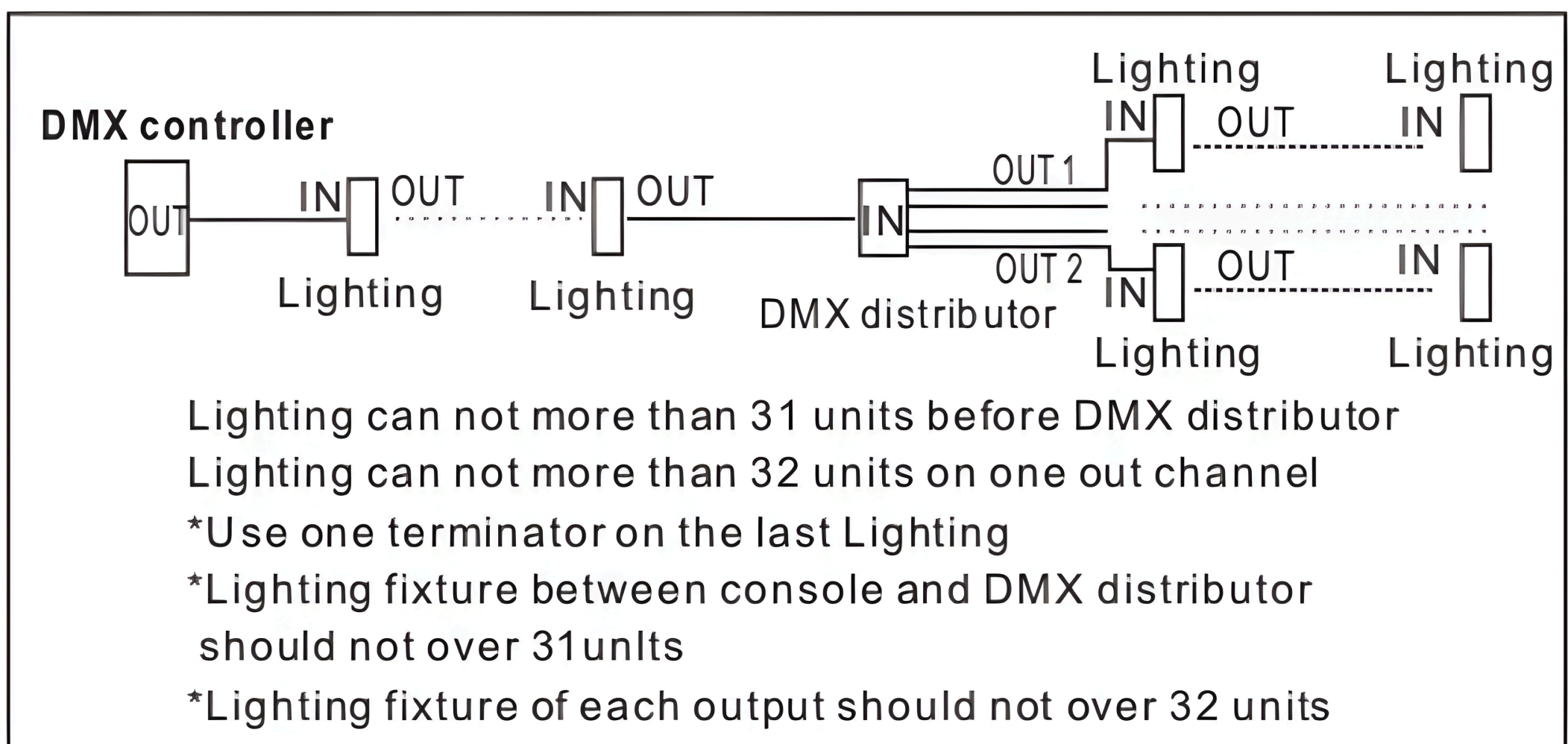


Connection iustructor:

1. Connect to DMX console directcy



2. Connect to lighting fhxture



! Fixture:

This apparatus must be grounded.

Do not apply power on before installation be finished completely.

Always disconnect from mains before replacing the fuse.

To reduce risk of fire or electrical shock. Do not expose it l it the rain moisture.

Do not try to repair it when the circuit is out of order. Send it back to your supplier for repairing.



Contact Us



SALES@ILLUSIONUNIVERSE.CA



UNIT 11, 10 FALCONER DRIVE,
MISSISSAUGA , ONTARIO, CANADA



WWW.ILLUSIONUNIVERSE.CA